



Pulse 2 Users

User instructions



Penalty

After four attempts to enter an incorrect code, the lock starts a 4-minute delay period. Each attempt to enter the code within the 4 minutes delay period restarts the count.

Low battery warning

A series of beeps while opening indicates a low battery level.
Replace immediately the low battery with a new Alkaline battery.

Sound signals

A double beep  normally indicates a correct operation. A long beep  indicates an incorrect operation and the end of the operation itself.

Recommendations

Do not use easily identifiable codes such as 123456, dates of birth or other personal information.

Opening *(It is recommended to change the factory code before use and to safely store the new code)*

Enter the opening code (default Manager code 123456).

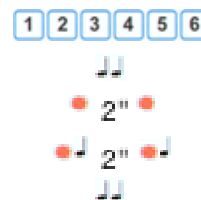
If the code is correct, the keypad will beep twice.

If programmed, the time delay count starts. The LED flashes every 2 seconds.

A beep every 2 seconds indicates the end of the time delay count.


Enter the opening code. The keypad beeps twice.

Open the safe door within 4 seconds *(with motorlock EM6050, 2 beeps and 2 LED flashes are produced when the lock re-closes).*



Change code *(Default Manager code "123456". Safely store the new code and perform various opening / closing tests before closing the safe door).*

To be performed with the door open!

Press and hold  until the double beep. The LED remains on.

Enter the **old code**.


Enter the **new code**.

Confirm the **new code**.

Perform various opening / closing tests before closing the safe door.





Activate a new user

Press and hold  until the double beep. The LED remains on.


Enter the Manager code.

Enter the code to be associated with the user.

Enter again the code to confirm it.




Delete an user


Press and hold  until the double beep. The LED remains on.

Enter the Manager code.


The keypad beeps twice. The user is deleted.



Manager code check

Press and hold  until the double beep. The LED remains on.

A double beep means the factory Manager code (123456) has been changed, otherwise a long beep is produced.




Membrane test

Press and hold **5** until the double beep. The LED remains on.
Enter the sequence of numbers from 1 to 0. A confirmation beep is given for each key.
A damaged key is indicated with a long beep



Time delay *(Time Delay programmable from 0 to 99 minutes; Open Window from 1 to 19 minutes)*

Press and hold **9** until the double beep. The LED remains on.
Enter the Manager code. The keypad beeps twice.
Enter the values for the time delay and the open window in two digits (e.g. 10 and 05).
Confirm the values for the time delay and the open window in two digits (e.g. 10 and 05).
Attention, the time delay can only be lowered in the open window.



Further information

For the complete manual and further information on the product's features, please visit www.tecnosicurezza.it

GLOBAL HEADQUARTERS
Tecnosicurezza SpA
Via Cesare Battisti, 276
37057 San Giovanni Lupatoto
Verona
Tel. +39 045 826 64 70
Fax. +39 045 826 64 69
info@tecnosicurezza.it

USA HEADQUARTERS
Tecnosicurezza Inc.
50, Thomas Lane
Versailles, KY 40383
Tel. +1 859 490 89 30
info@usatecno.com

SPAIN HEADQUARTERS
Tecnosicurezza Sa
C/Menor, 4 - Nave 10
Pol. Ind La Mina 28770
Colmenar Viejo
Tel. +34 91 804 33 91
Fax. +34 91 804 32 63
info@tecnosicurezza.es

